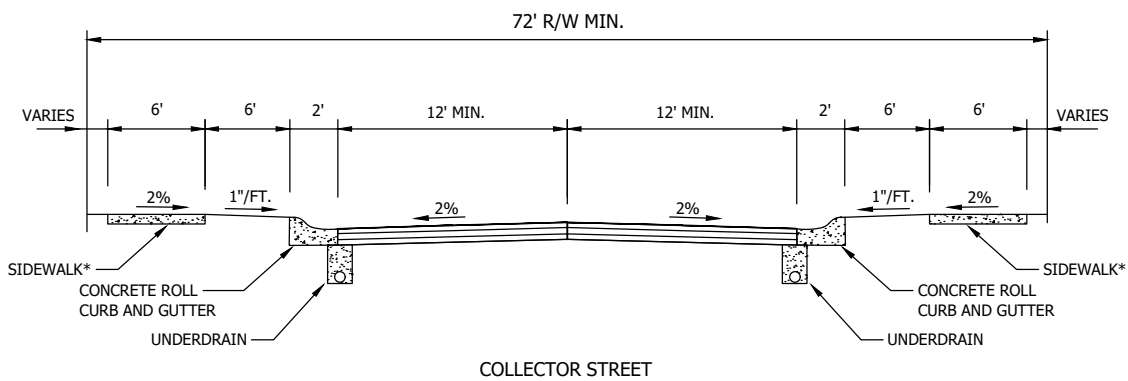
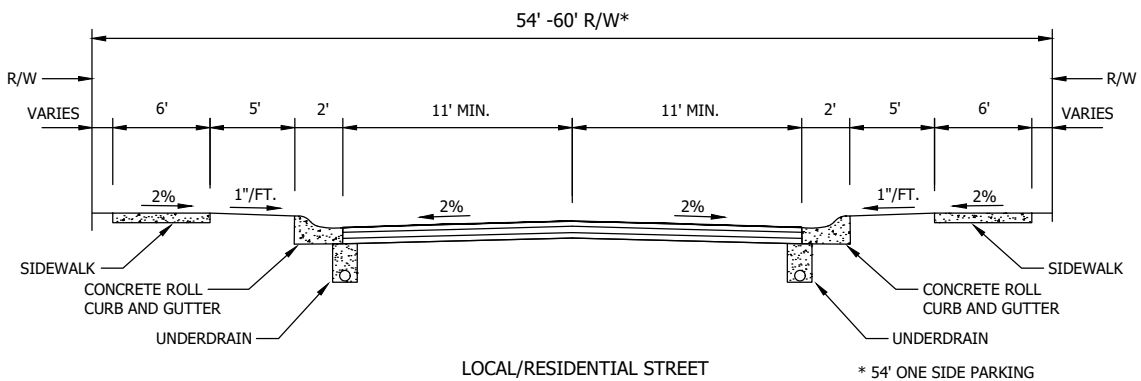


*8' WIDE MIN. IF MULTI-USE ASPHALT
PATH REFER TO STANDARD DETAIL



*8' WIDE MIN. IF MULTI-USE ASPHALT
PATH REFER TO STANDARD DETAIL



* 54' ONE SIDE PARKING
60' TWO SIDE PARKING

TYPICAL STREET CROSS SECTIONS



TOWN OF PITTSBORO STANDARD CONSTRUCTION DETAIL

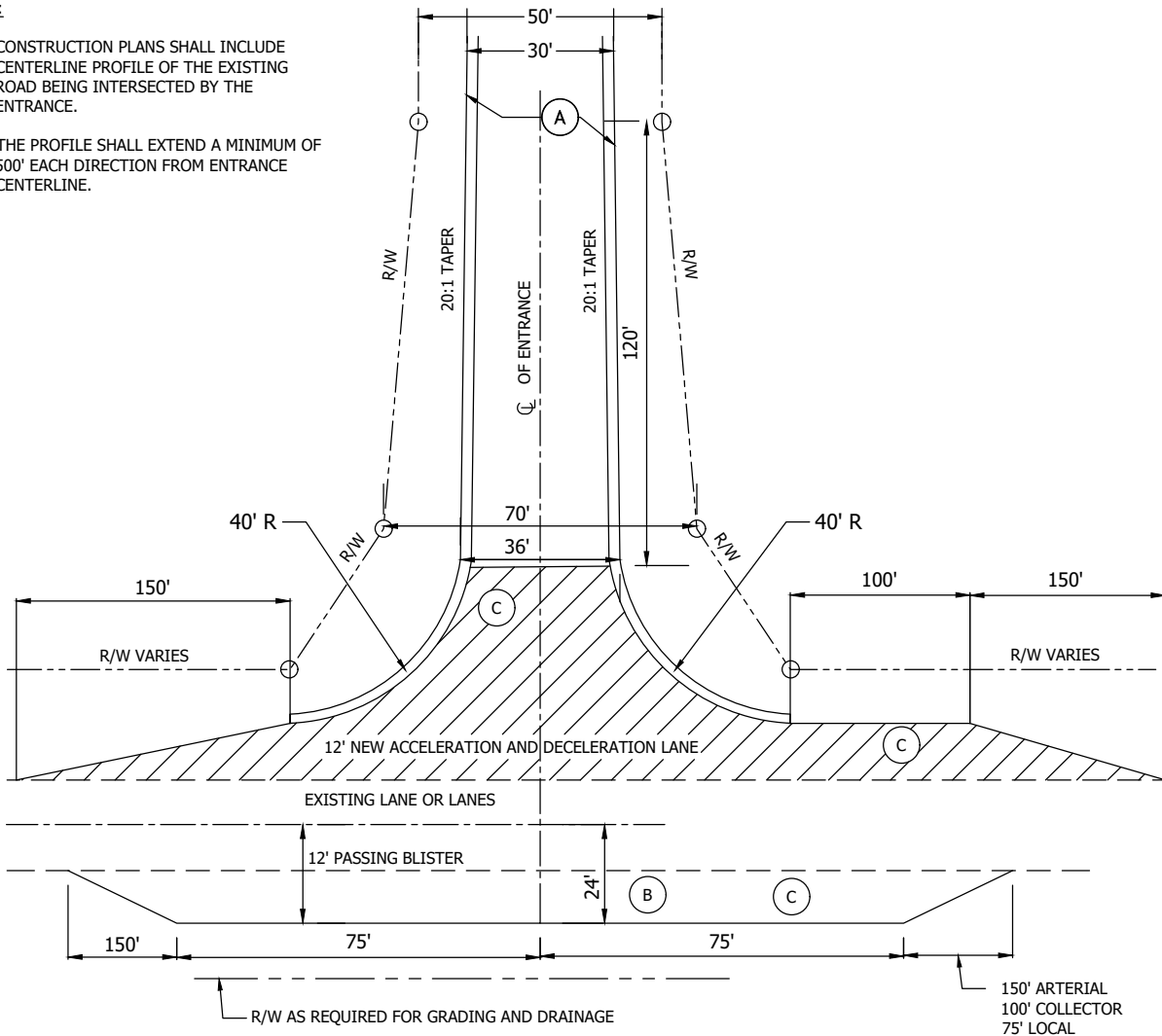
DATE:
011/25/2020

SCALE:
NOT TO SCALE

DETAIL NO:
P-1

NOTES:

1. CONSTRUCTION PLANS SHALL INCLUDE CENTERLINE PROFILE OF THE EXISTING ROAD BEING INTERSECTED BY THE ENTRANCE.
2. THE PROFILE SHALL EXTEND A MINIMUM OF 500' EACH DIRECTION FROM ENTRANCE CENTERLINE.



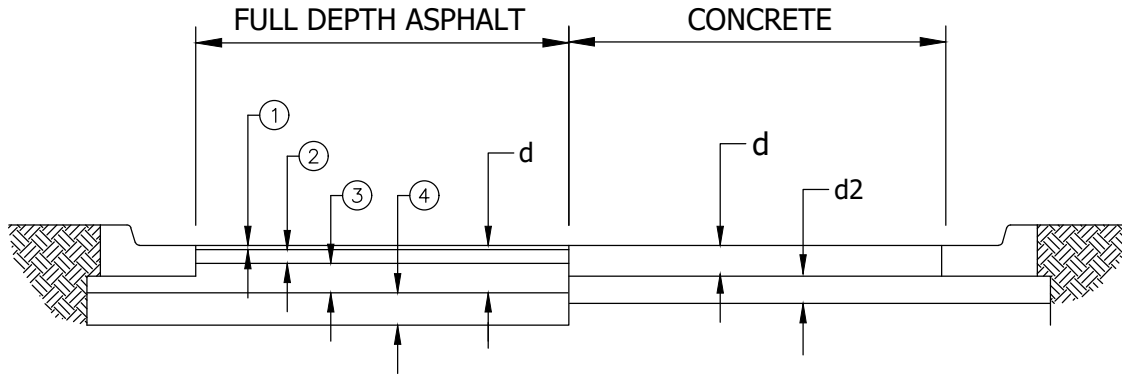
- (A) 2' CURB & GUTTER
- (B) PASSING BLISTER WHEN REQUIRED
- (C) LANE WIDENING SHALL MATCH EXIST. PAVEMENT SURFACE TYPE AS SHOWN WITHIN THE SHADED AREAS

MINIMUM STANDARDS FOR DRIVE ENTRANCES



TOWN OF PITTSBORO STANDARD CONSTRUCTION DETAIL

DATE:	11/25/2020
SCALE:	NOT TO SCALE
DETAIL NO:	P-2



LOCAL STREETS

	ASPHALT (d = 7")	CONCRETE
①	1.5" SURFACE	d=6" CONCRETE
②	2.5" INTERMEDIATE	
③	3" BASE	
④	INDOT TYPE IIIA	d2 = INDOT TYPE IIIA

NOTE:
 ADD 1" TO ALL TOTAL BITUMINOUS AND CONCRETE THICKNESSES IF
 ANTICIPATED TRUCK TRAFFIC IS GREATER THAN 10%

TYPICAL PAVEMENT SECTION - LOCAL

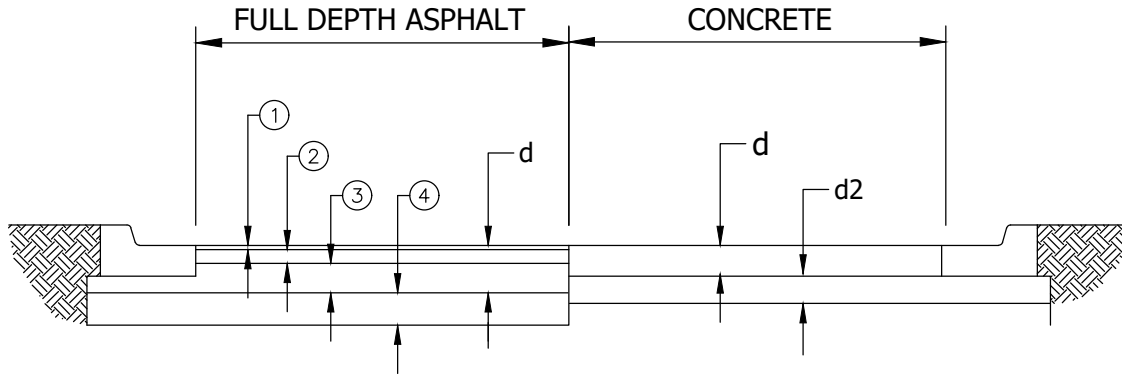


**TOWN OF PITTSBORO
 STANDARD CONSTRUCTION DETAIL**

DATE:
 11/25/2020

SCALE:
 NOT TO SCALE

DETAIL NO:
P-3



COLLECTOR STREETS

	ASPHALT (d=9")	CONCRETE
①	1.5" SURFACE	d=7" CONCRETE
②	3.5" INTERMEDIATE	
③	4" BASE	
④	INDOT TYPE IIA	d2 = INDOT TYPE IIA

NOTE:
 ADD 1" TO ALL TOTAL BITUMINOUS AND CONCRETE THICKNESSES IF
 ANTICIPATED TRUCK TRAFFIC IS GREATER THAN 10%

TYPICAL PAVEMENT SECTION - COLLECTOR

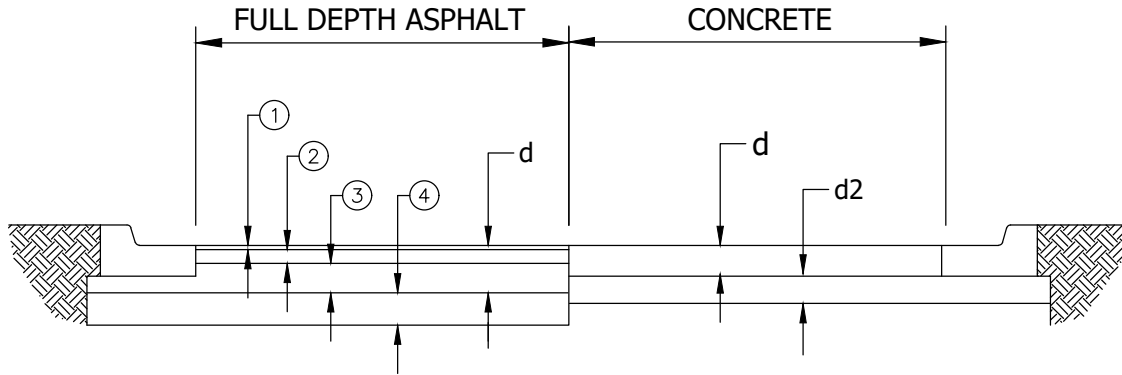


**TOWN OF PITTSBORO
 STANDARD CONSTRUCTION DETAIL**

DATE:
 11/25/2020

SCALE:
 NOT TO SCALE

DETAIL NO:
P-4



ARTERIAL STREETS

	ASPHALT (d=12")	CONCRETE
①	1.5" SURFACE	d=8" CONCRETE
②	3" INTERMEDIATE	
③	(2) 7" HMA BASE LAYERS	
④	INDOT TYPE IIA	d2 = INDOT TYPE IIA

NOTE:
 ADD 1" TO ALL TOTAL BITUMINOUS AND CONCRETE THICKNESSES IF
 ANTICIPATED TRUCK TRAFFIC IS GREATER THAN 10%

TYPICAL PAVEMENT SECTION - ARTERIAL

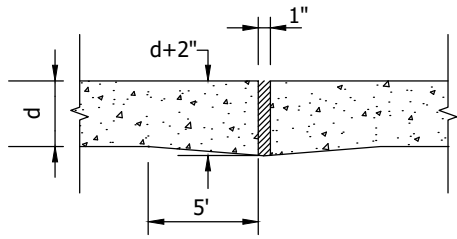


**TOWN OF PITTSBORO
 STANDARD CONSTRUCTION DETAIL**

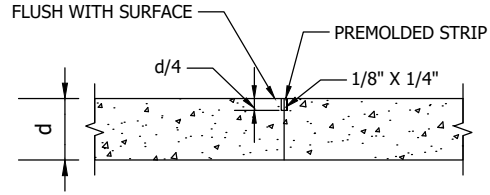
DATE:
 11/25/2020

SCALE:
 NOT TO SCALE

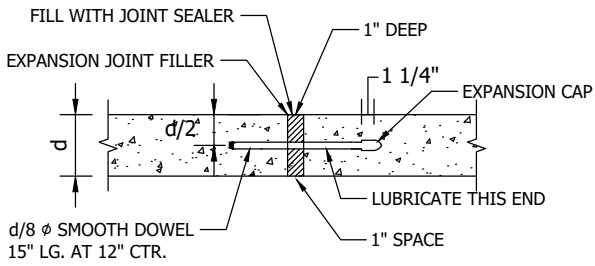
DETAIL NO:
P-5



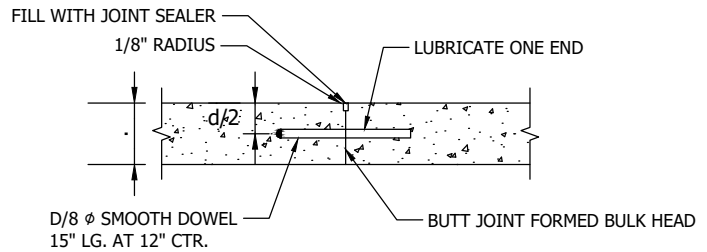
TYPE A
EXPANSION JOINT



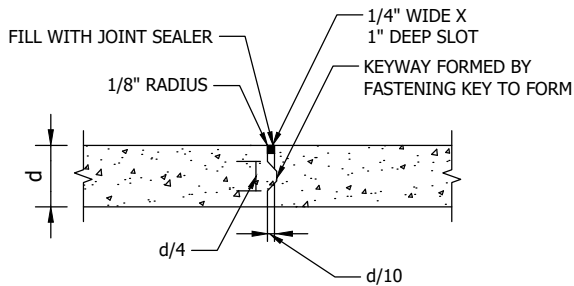
TYPE C
SAWED OR PREMOLDED STRIP
LONGITUDINAL OR TRANSVERSE



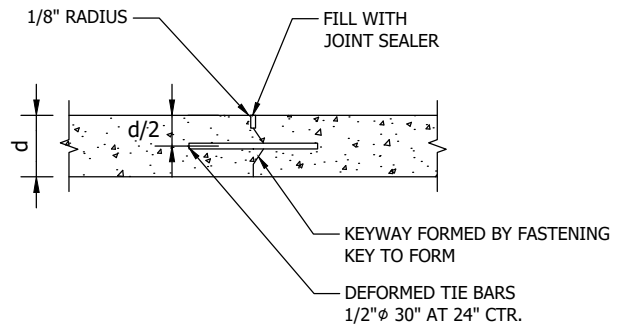
TYPE A-ALTERNATIVE
EXPANSION JOINT



TYPE D
TRANSVERSE CONSTRUCTION JOINT



TYPE B
LONGITUNDINAL CONSTRUCTION JOINT



TYPE E
TIED TRANSVERSE CONSTRUCTION JOINT

JOINT DETAILS

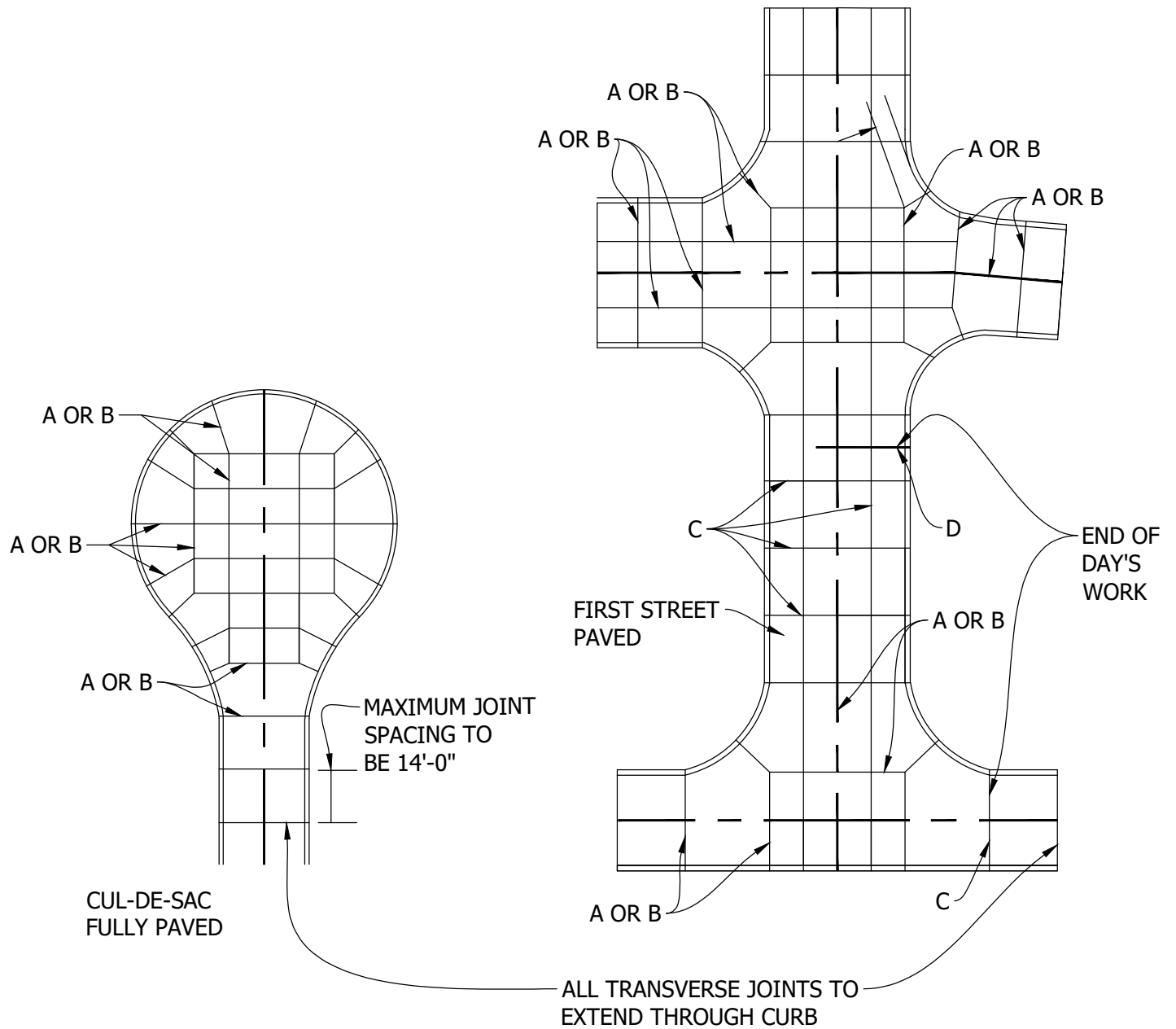


TOWN OF PITTSBORO STANDARD CONSTRUCTION DETAIL

DATE:
11/25/2020

SCALE:
NOT TO SCALE

DETAIL NO:
P-6



CONCRETE JOINT LAYOUT

NOT TO SCALE

SEE PAVEMENT DETAIL SHEETS FOR
SPECIFIC STREET GEOMETRY

CONCRETE JOINT LOCATIONS

TOWN OF PITTSBORO

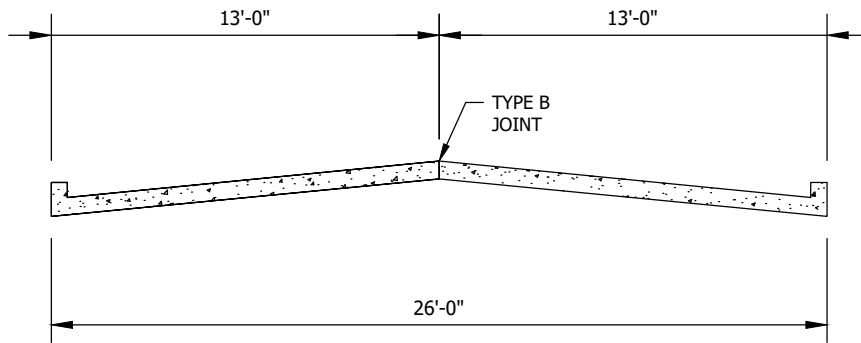
STANDARD CONSTRUCTION DETAIL

DATE:
11/25/2020

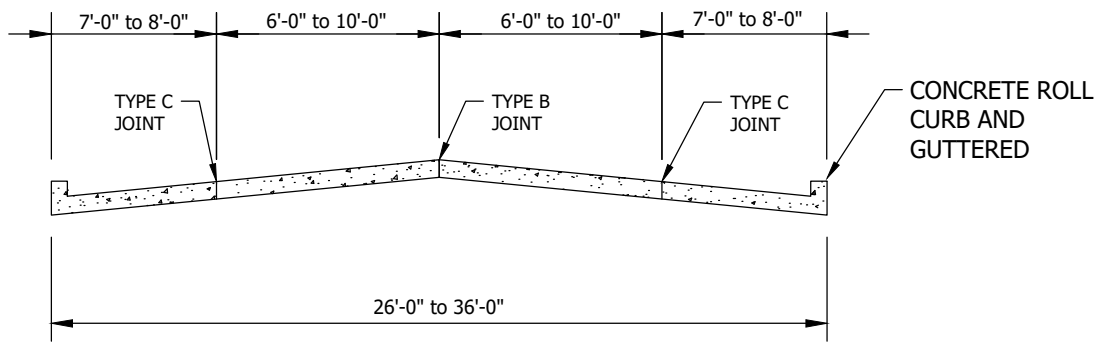
SCALE:
NOT TO SCALE

DETAIL NO:
P-7

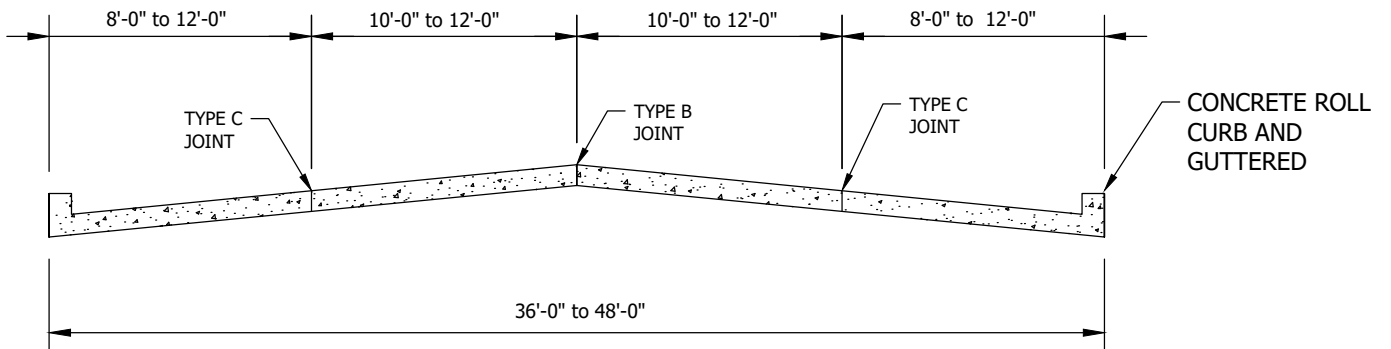




LOCAL STREET



COLLECTOR STREET



ARTERIAL STREET

PAVEMENT CROSS SECTIONS JOINT LOCATIONS

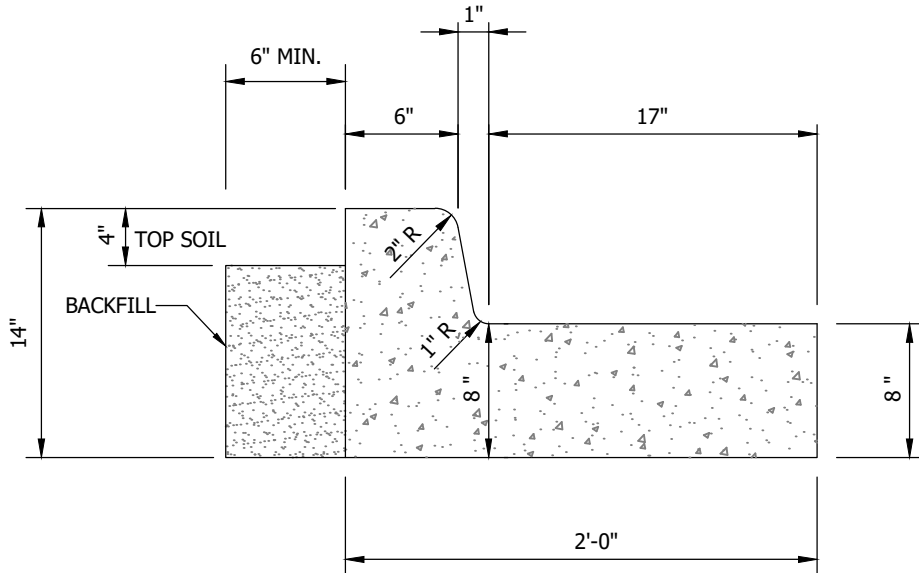


TOWN OF PITTSBORO STANDARD CONSTRUCTION DETAIL

DATE:
11/25/2020

SCALE:
NOT TO SCALE

DETAIL NO:
P-8



CONCRETE CURB AND GUTTER

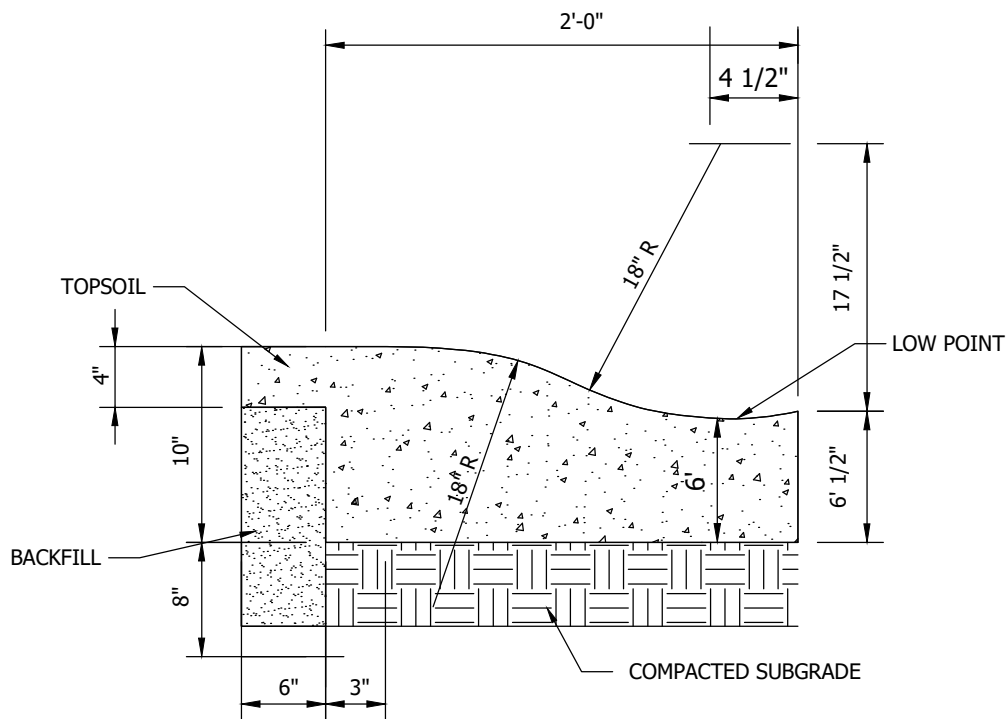


TOWN OF PITTSBORO STANDARD CONSTRUCTION DETAIL

DATE:
11/25/2020

SCALE:
NOT TO SCALE

DETAIL NO:
P-9



CONCRETE ROLL CURB AND GUTTER

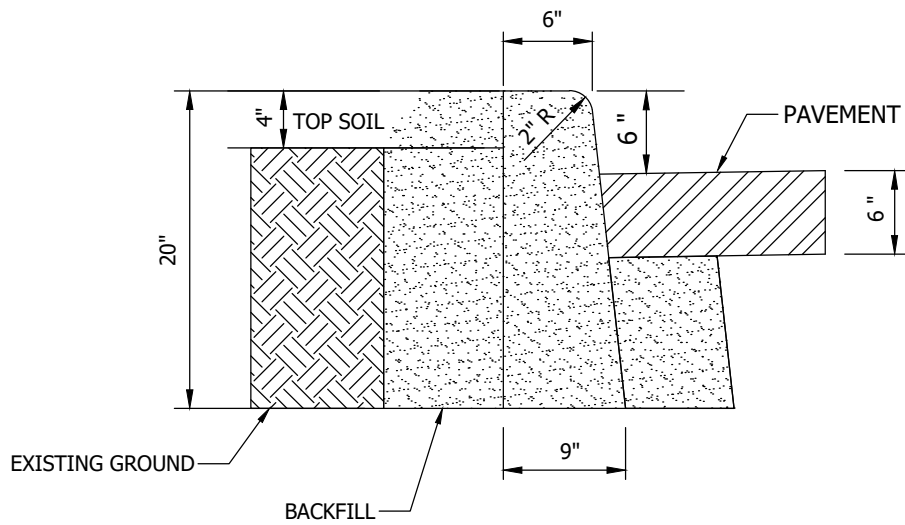


TOWN OF PITTSBORO STANDARD CONSTRUCTION DETAIL

DATE:
11/25/2020

SCALE:
NOT TO SCALE

DETAIL NO:
P-10



STRAIGHT CONCRETE CURB

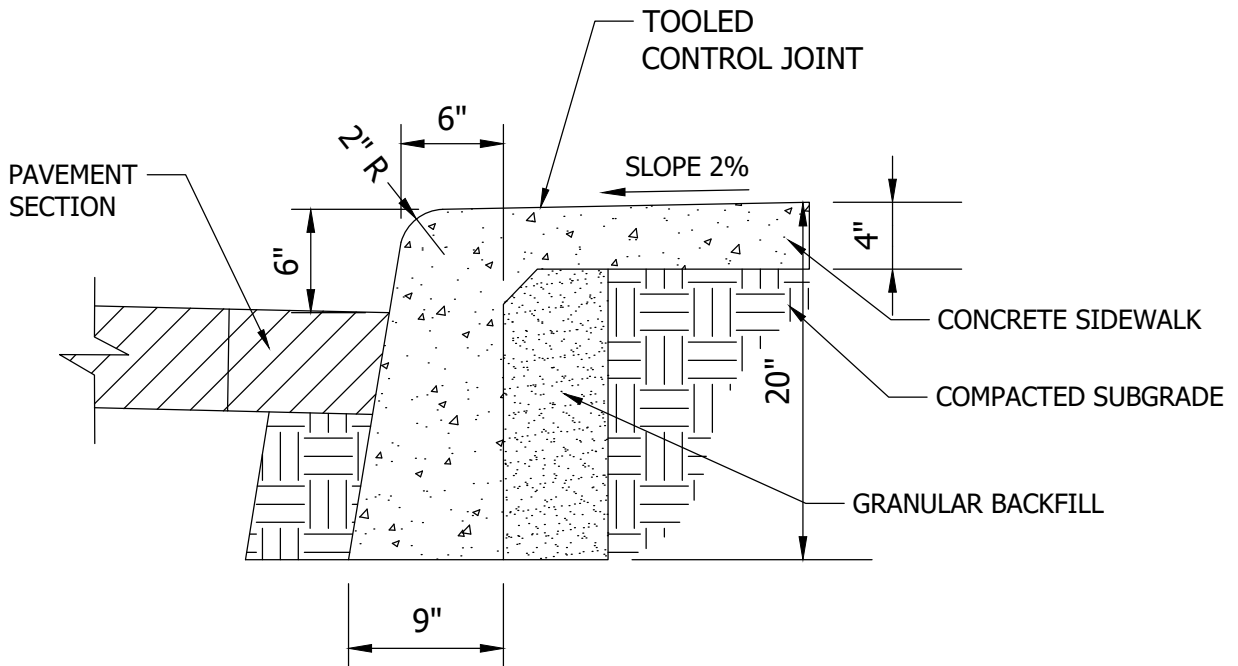


TOWN OF PITTSBORO STANDARD CONSTRUCTION DETAIL

DATE:
11/25/2020

SCALE:
NOT TO SCALE

DETAIL NO:
P-11



MONOLITHIC CURB AND SIDEWALK

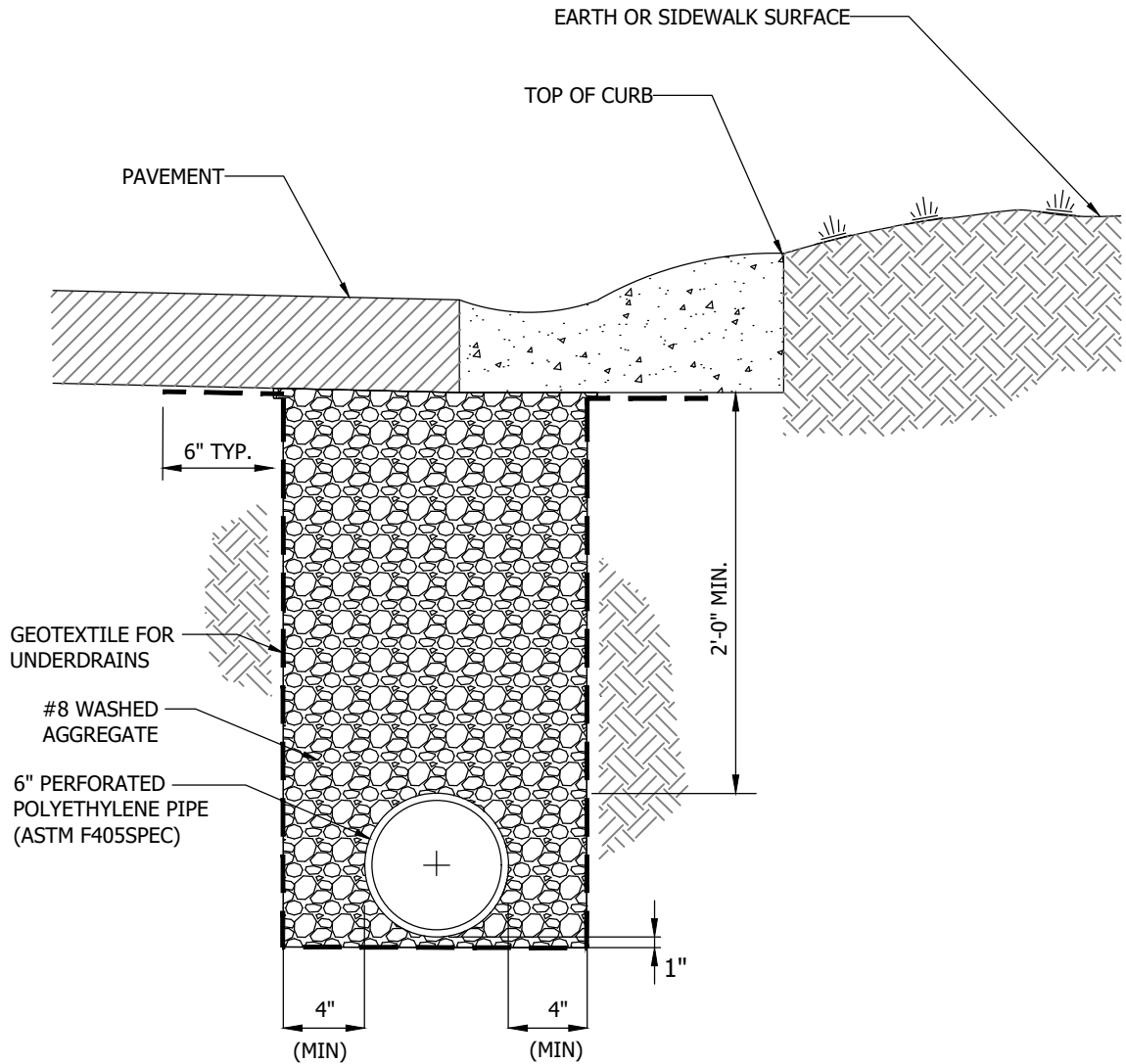


TOWN OF PITTSBORO STANDARD CONSTRUCTION DETAIL

DATE:
11/25/2020

SCALE:
NOT TO SCALE

DETAIL NO:
P-12



NOTES:

1. BOTH SIDES OF PAVEMENT RUNNING THROUGHOUT THE ENTIRE PROJECT
2. PIPE AND MATERIALS PER INDOT SPECIFICATIONS
3. INSTALLATION SHALL MEET THE INDOT STANDARDS AS SPECIFIED IN SECTION "UNDERDRAINS"

CURB UNDERDRAIN

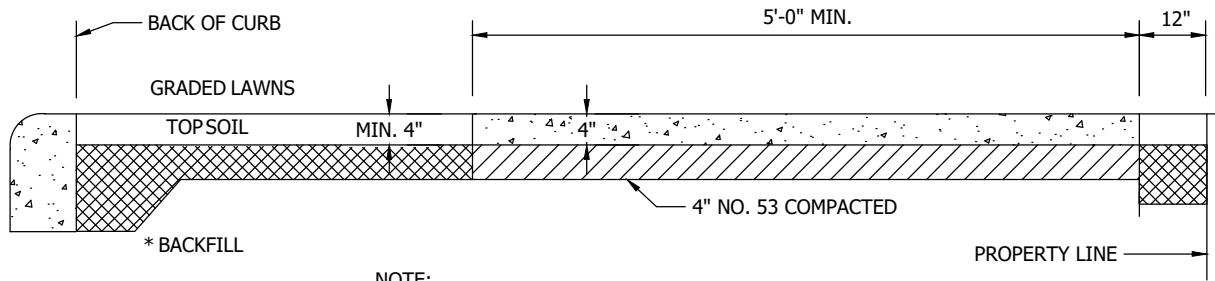
TOWN OF PITTSBORO STANDARD CONSTRUCTION DETAIL



DATE:
11/25/2020

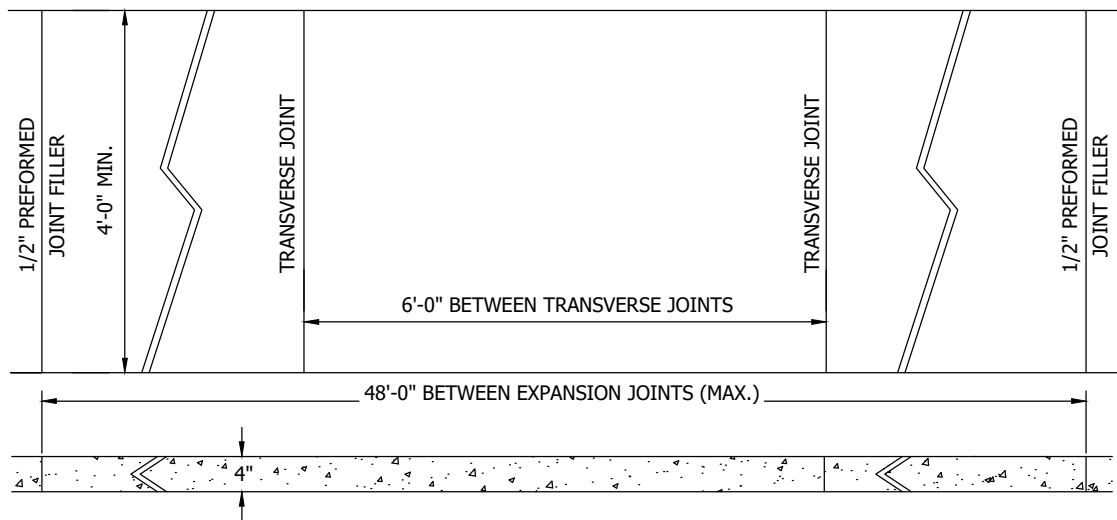
SCALE:
NOT TO SCALE

DETAIL NO:
P-13



NOTE:
 THE SPACE BEHIND THE CURB SHALL BE FILLED WITH
 SUITABLE MATERIAL TO THE REQUIRED ELEVATION
 AND COMPACTED IN LAYERS NOT TO EXCEED 6" IN DEPTH.

TYPICAL SIDEWALK SECTION



CONCRETE SIDEWALK

SIDEWALK DETAILS

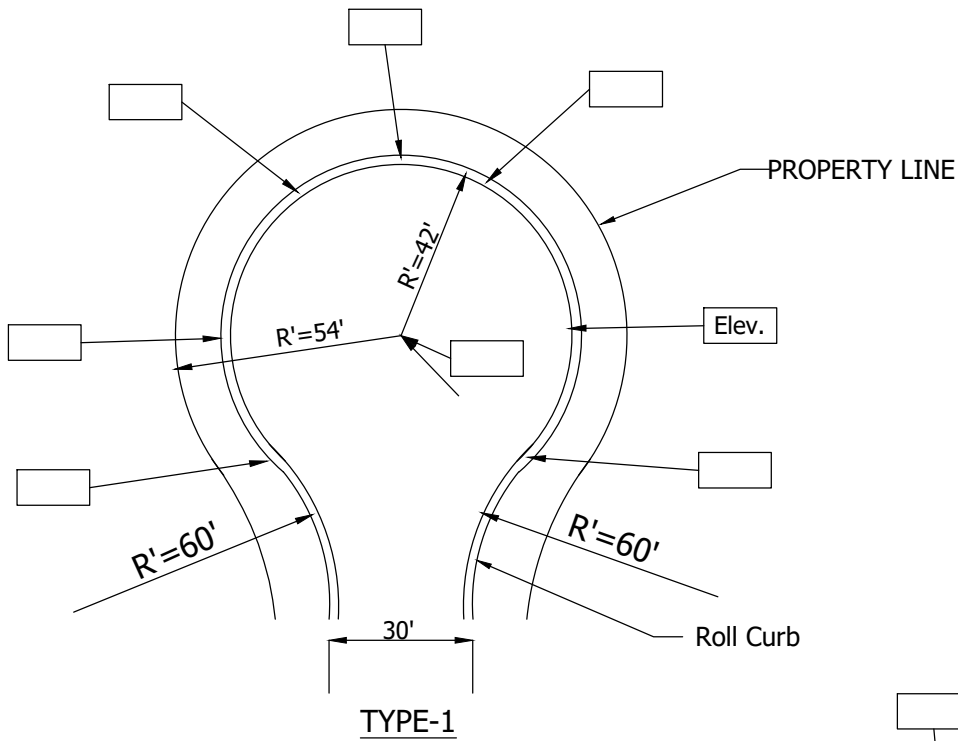


TOWN OF PITTSBORO
 STANDARD CONSTRUCTION DETAIL

DATE:
 11/25/2020

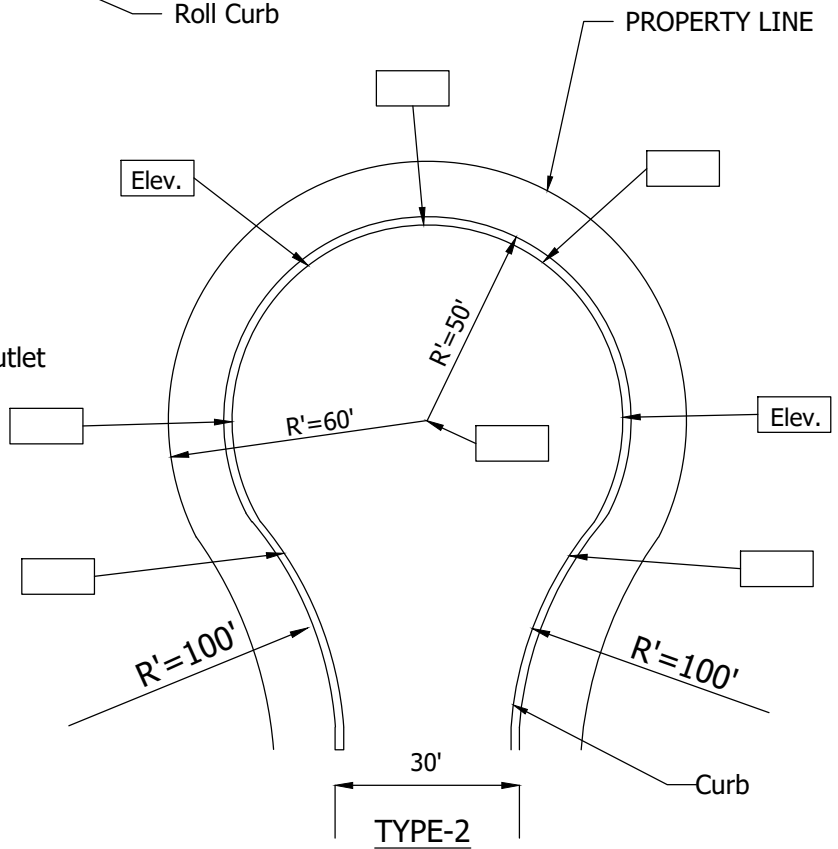
SCALE:
 NOT TO SCALE

DETAIL NO:
 P-14



GENERAL NOTES:

1. Type-1 shall be used only in Residential subdivisions; all other use Type-2.
2. Warning signs shall be posted at entrance to street, indicating no outlet
3. Detail shall be identified by street name.
4. Elevations provided shall be proposed flow line of gutter.
5. One detail shall be provided for each cul-de-sac.
6. Scale shall be 1"=40' or larger.



SUBDIVISION CUL-DE-SAC

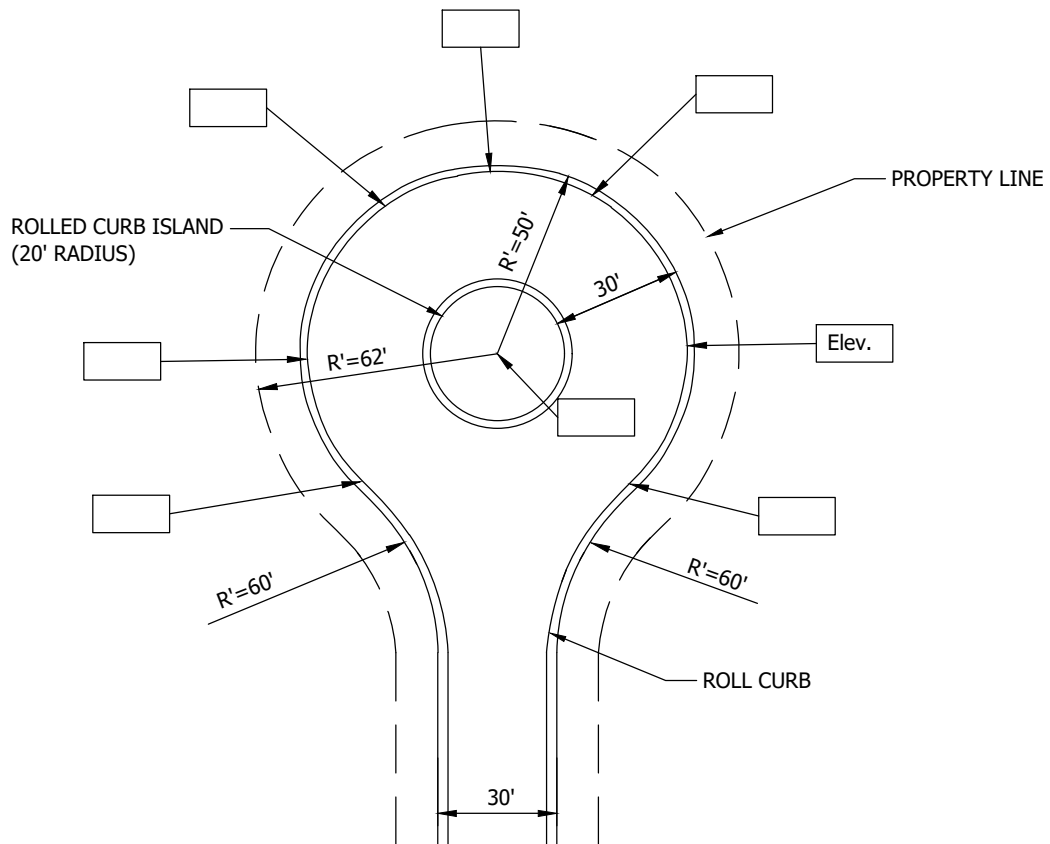


TOWN OF PITTSBORO STANDARD CONSTRUCTION DETAIL

DATE:
11/25/2020

SCALE:
NOT TO SCALE

DETAIL NO:
P-15



TYPE-3

GENERAL NOTES

1. WARNING SIGNS SHALL BE POSTED AT ENTRANCE TO STREET INDICATING NO OUTLET
2. DETAIL SHALL BE IDENTIFIED BY STREET NAME
3. ELEVATIONS PROVIDED SHALL BE PROPOSED FLOW LINE OF GUTTER
4. ONE DETAIL SHALL BE PROVIDED FOR EACH CUL-DE-SAC
5. SCALE SHALL BE 1"=40" OR LARGER.
6. TYPE 1 (ROLL CURB) SHALL BE USED.
7. STREET WIDTH AND RADIUS LENGTHS ARE MEASURED TO BACK OF CURB

SUBDIVISION CUL-DE-SAC WITH ISLAND

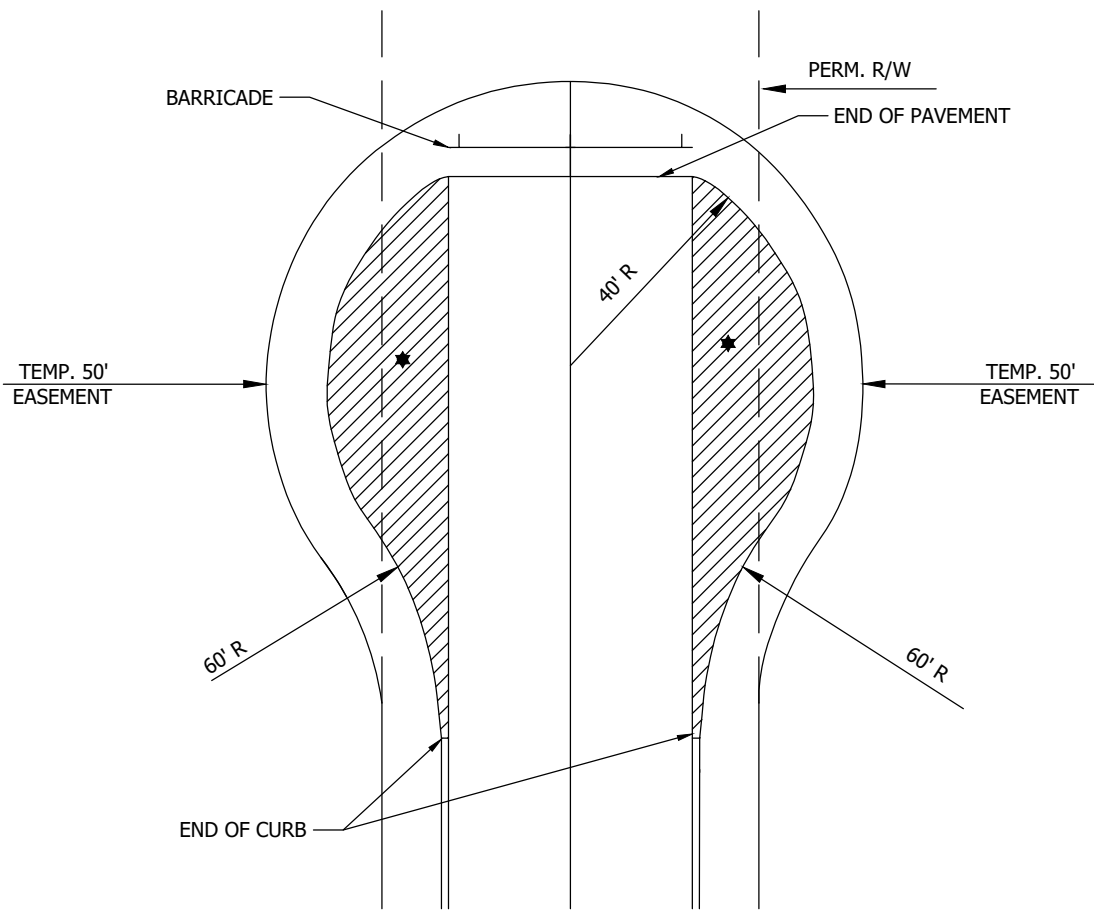


**TOWN OF PITTSBORO
STANDARD CONSTRUCTION DETAIL**

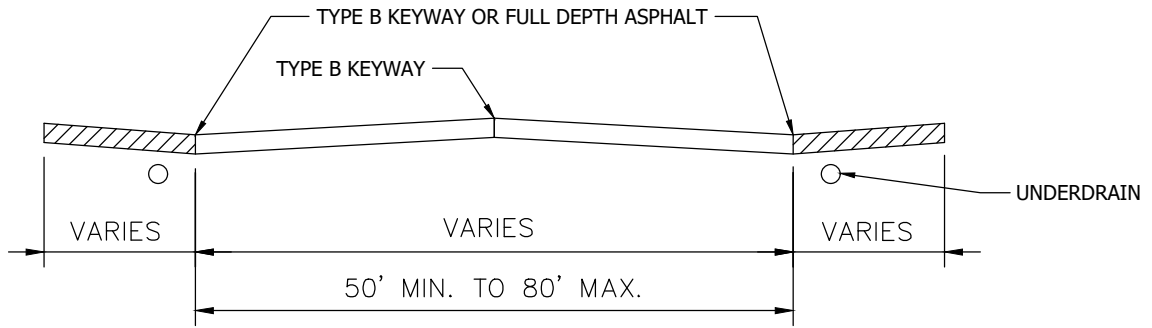
DATE:
11/25/2020

SCALE:
NOT TO SCALE

DETAIL NO:
P-16



* TO BE REMOVED WHEN THE STREET IS CONTINUED THICKNESS AND TYPE TO MATCH PERMANENT PAVEMENT.



NOT TO SCALE

SUBDIVISION TEMPORARY CUL-DE-SAC

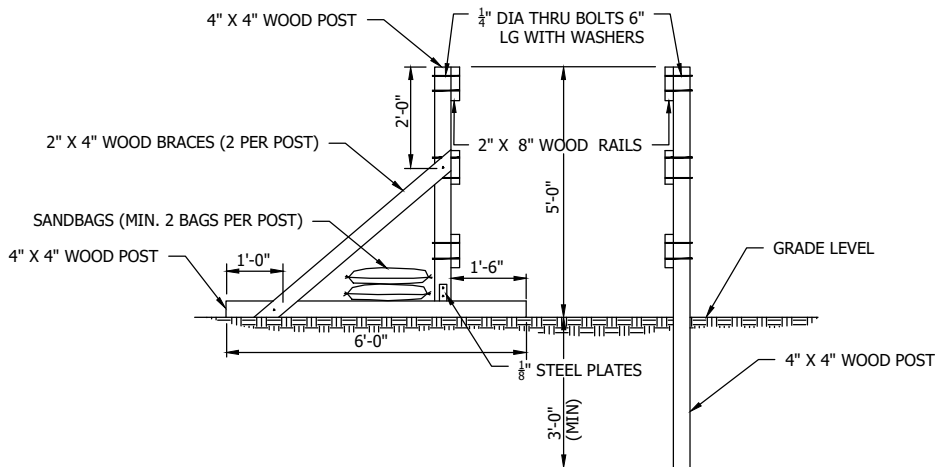
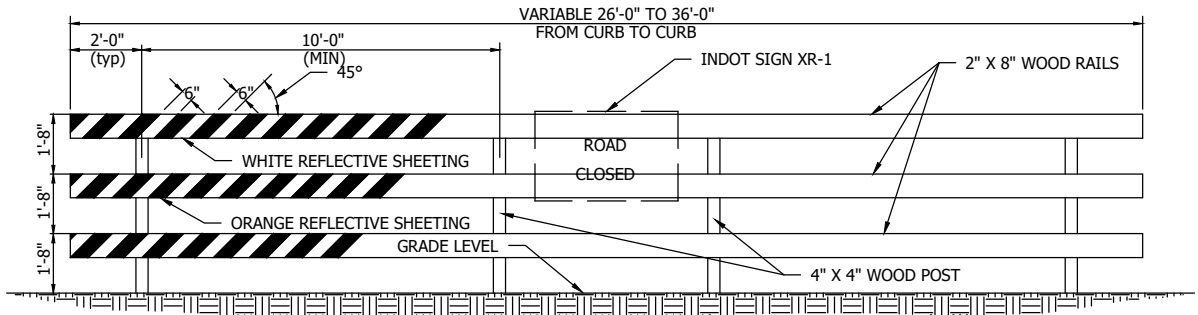


TOWN OF PITTSBORO STANDARD CONSTRUCTION DETAIL

DATE:
11/25/2020

SCALE:
NOT TO SCALE

DETAIL NO:
P-17



GENERAL NOTES

1. ALL WOOD POST AND SUPPORT MEMBERS SHALL BE PAINTED WITH TWO (2) COATS OF WHITE PAINT.
2. LOCATION OF BARRICADE AS PER PLANS.
3. *REFLECTIVE SHEETING TO BE IN ACCORDANCE WITH INDOT STANDARD SPECIFICATION 912.0.
4. **SEE INDOT STANDARD DETOUR SIGNS SHEET 3.
5. REFER TO SECTION 800 OF THE INDOT STANDARD SPECIFICATION AND LATEST ADDITION OF INDIANA MANUAL OF UNIFORM TRAFFIC CONTROL DEVICES.
6. WHEN THE PROPOSED EXTENSION OF THE STREET IS TO BE a) LESS THAN TWO (2) YEARS IN USE, USE THE SAND BAGS ON POSTS b) GREATER THAN TWO (2) YEARS USE THE GROUND POSTS.

STANDARD BARRICADE

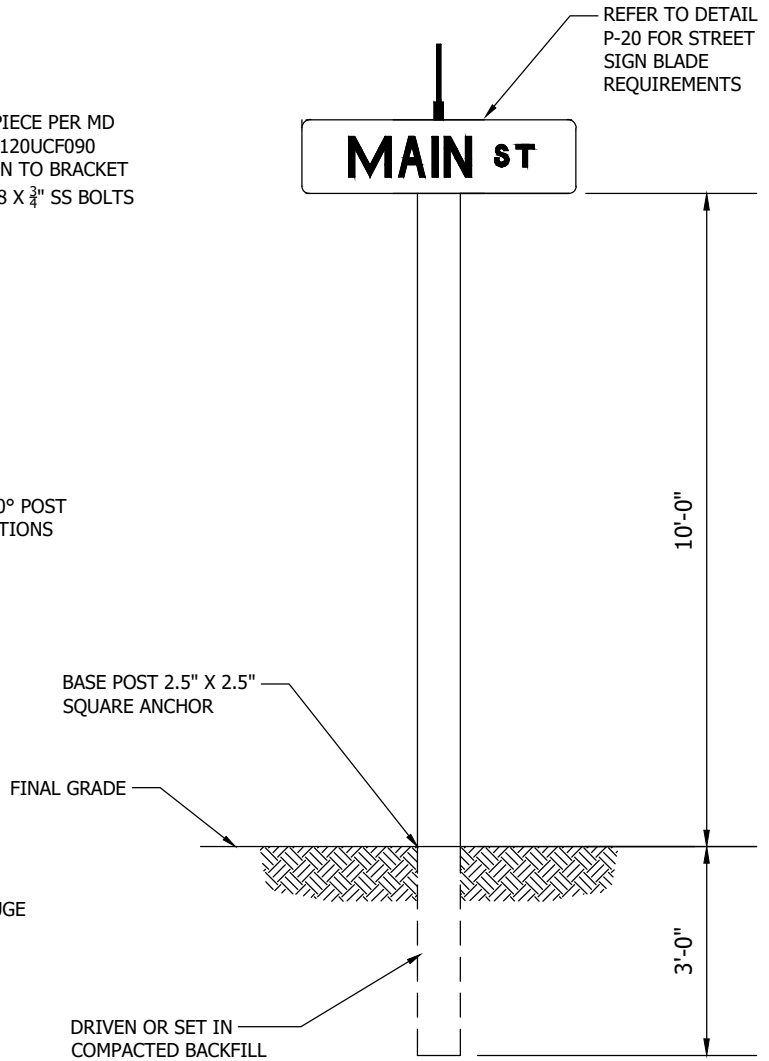
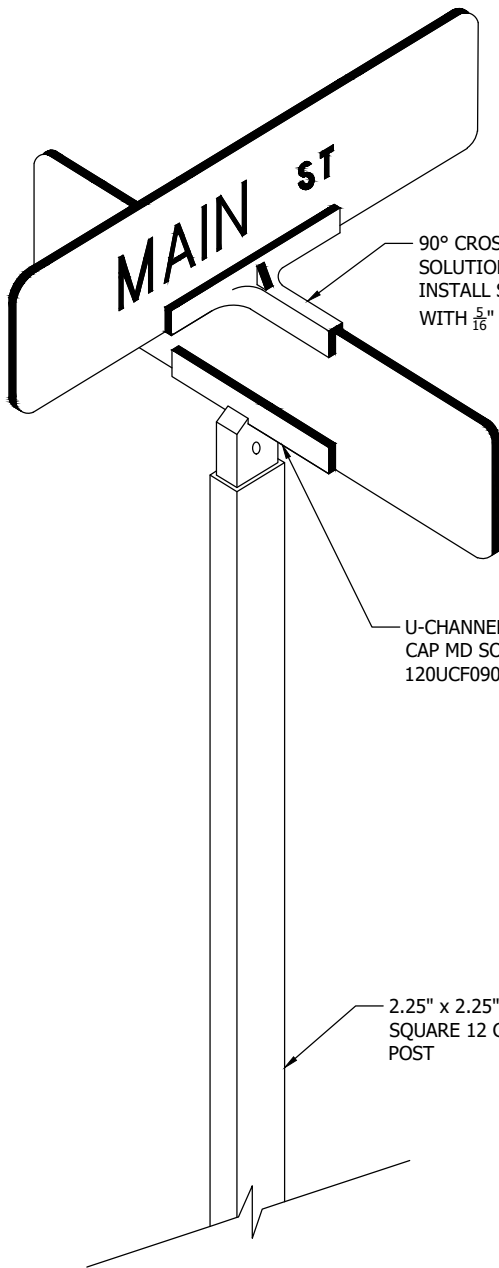


TOWN OF PITTSBORO STANDARD CONSTRUCTION DETAIL

DATE:
11/25/2020

SCALE:
NOT TO SCALE

DETAIL NO:
P-18

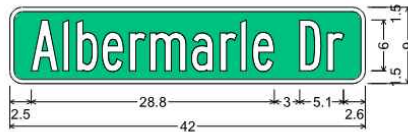


STREET SIGN DETAIL

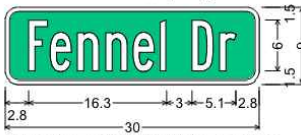


TOWN OF PITTSBORO STANDARD CONSTRUCTION DETAIL

DATE:	11/25/2020
SCALE:	NOT TO SCALE
DETAIL NO:	P-19



1.5" Radius, 0.5" Border, White on Green;
 *Albermarle Dr" B 50% spacing;



1.5" Radius, 0.5" Border, White on Green;
 *Fennel Dr" B 50% spacing;



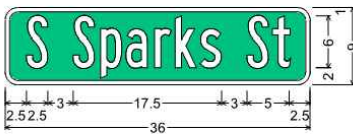
1.5" Radius, 0.5" Border, White on Green;
 *Freedom Dr" B 50% spacing;



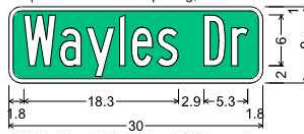
1.5" Radius, 0.5" Border, White on Green;
 *Jefferson Park Dr" B 50% spacing;



1.5" Radius, 0.5" Border, White on Green;
 *Myrtle Dr" B 50% spacing;



1.5" Radius, 0.5" Border, White on Green;
 *S Sparks St" B 50% spacing;



1.5" Radius, 0.5" Border, White on Green;
 *Wayles Dr" B 50% spacing;

STREET SIGN BLADE DETAIL

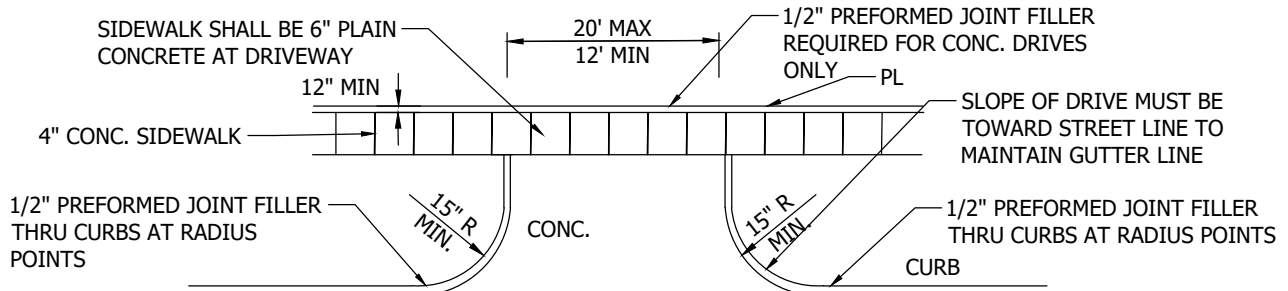
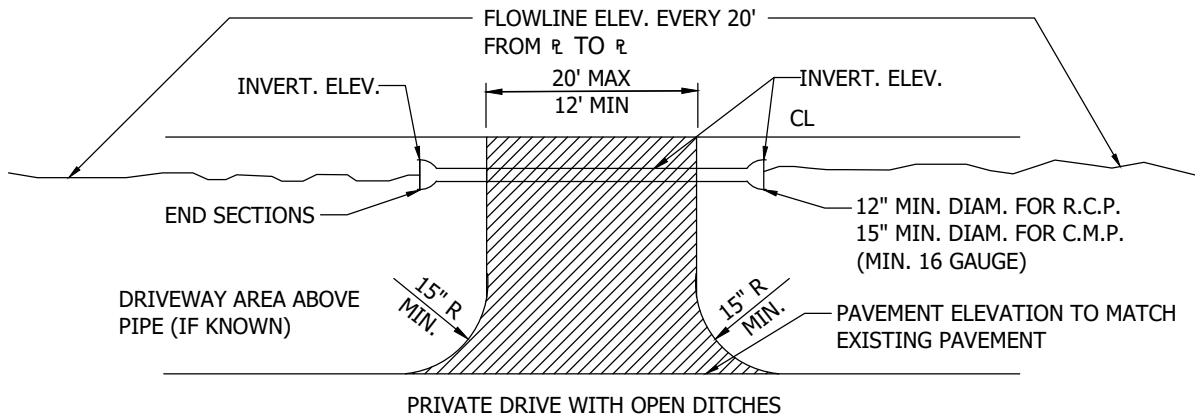
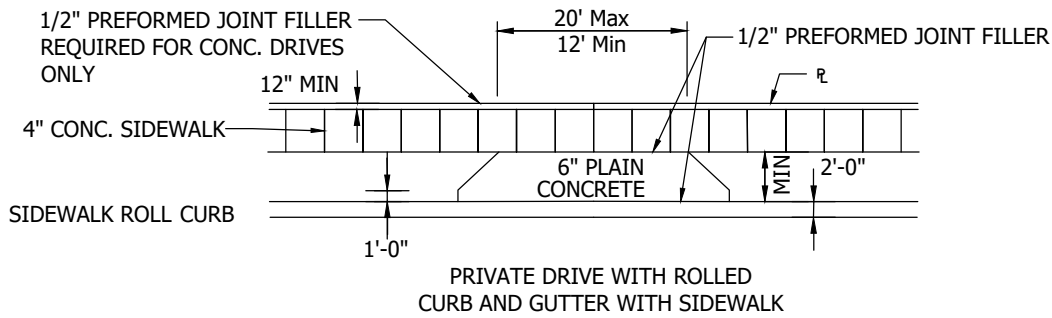


TOWN OF PITTSBORO STANDARD CONSTRUCTION DETAIL

DATE:
 11/25/2020

SCALE:
 NOT TO SCALE

DETAIL NO:
 P-20



GENERAL NOTES

1. CROSS-HATCHED AREA SHALL BE EITHER 6" PLAIN CONCRETE OR 1" BITUMINOUS SURFACE ON 2" BITUMINOUS BASE ON 4" NO. 53 COMPACTED AGGREGATE BASE EXTENDING TO THE SIDEWALK OR R/W LINE WHICHEVER IS NEAREST TO THE ROADWAY.
2. METAL OR CONCRETE AND SECTION SHALL BE INSTALLED ON ALL PIPES.
3. SUBGRADE UNDER ALL CURBS, SIDEWALKS AND DRIVES SHALL BE COMPACTED IN ACCORDANCE WITH I.N.D.O.T.
4. SIDEWALKS SHALL BE CONSTRUCTED IN ACCORDANCE WITH THE APPROPRIATE STANDARD AND SHALL BE CONTINUOUS ACROSS THE DRIVEWAY.
5. BUTT JOINTS MUST BE SAWCUT TO GOOD PAVEMENT WHEN INSTALLING A PASSING BLISTER, ACCEL, DECEL LANE, OR NEW PAVEMENT SECTION.

RESIDENTIAL DRIVEWAYS

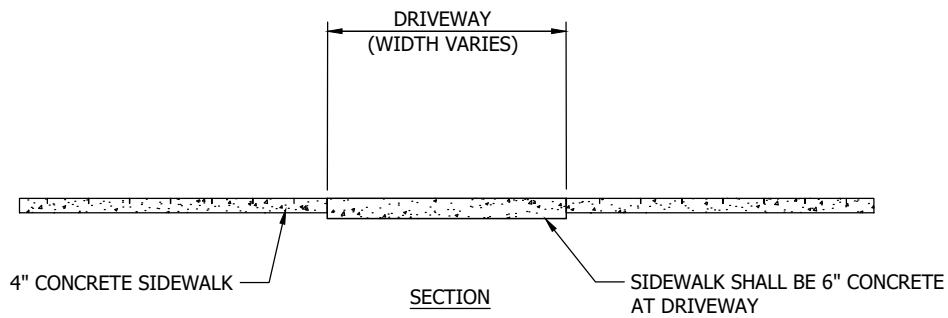
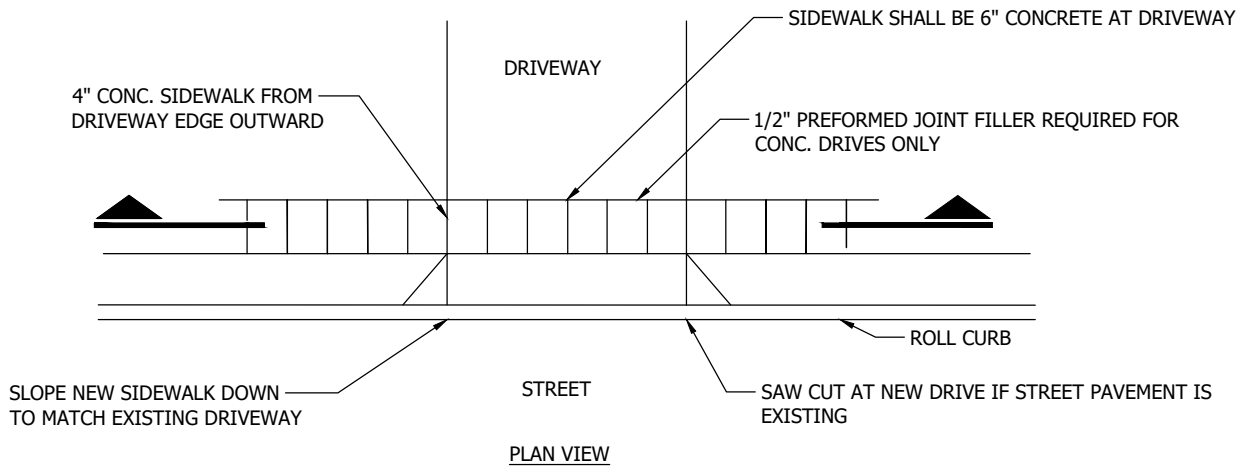
TOWN OF PITTSBORO STANDARD CONSTRUCTION DETAIL



DATE:
011/25/2020

SCALE:
NOT TO SCALE

DETAIL NO:
P-21



RESIDENTIAL SIDEWALK AT DRIVEWAYS

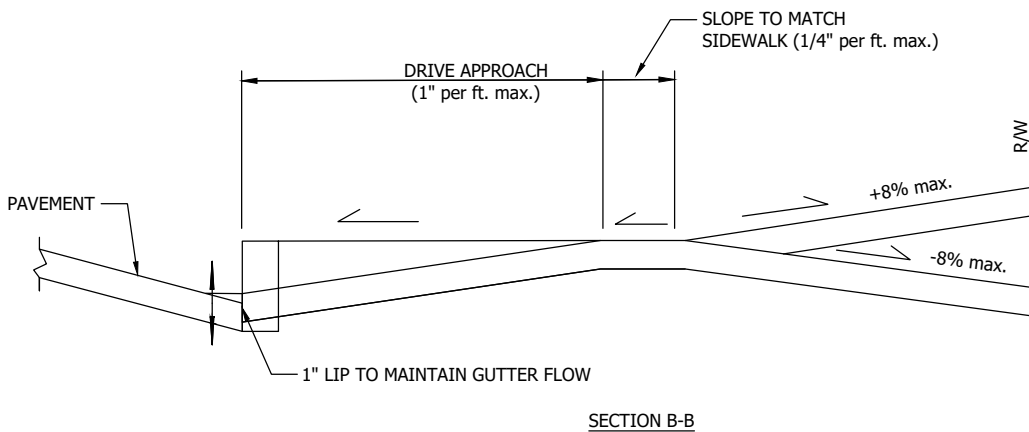
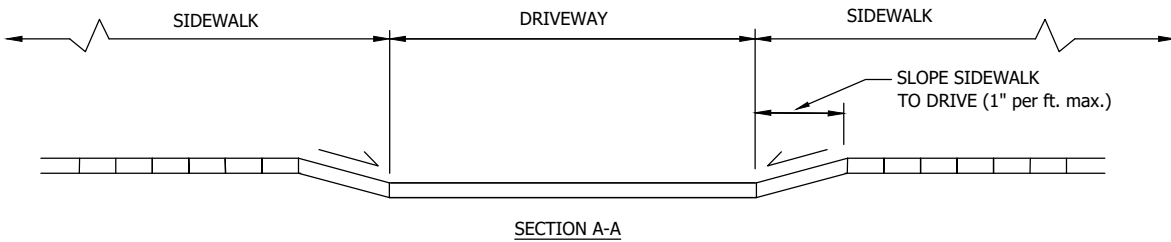
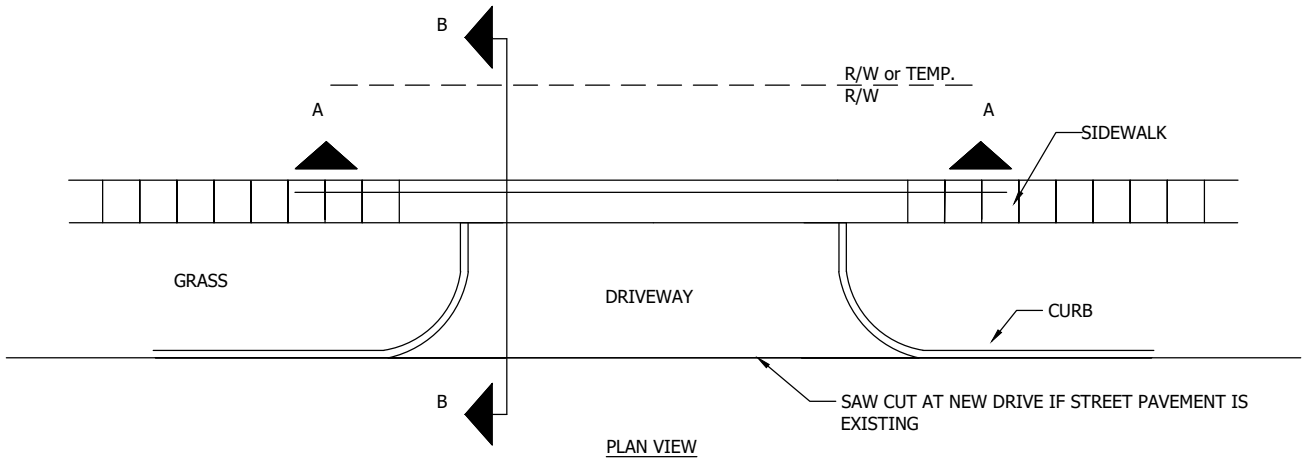


TOWN OF PITTSBORO STANDARD CONSTRUCTION DETAIL

DATE:
11/25/2020

SCALE:
NOT TO SCALE

DETAIL NO:
P-22



TYPICAL DRIVEWAY SECTION

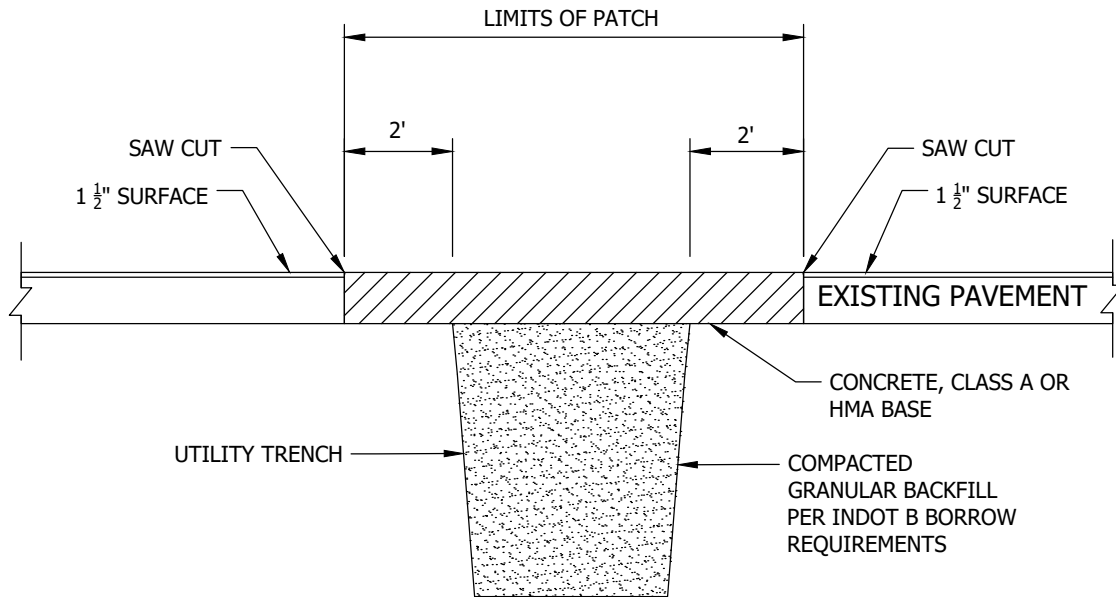


TOWN OF PITTSBORO STANDARD CONSTRUCTION DETAIL

DATE:
11/25/2020

SCALE:
NOT TO SCALE

DETAIL NO:
P-23



NOTES:

1. THE CONCRETE CAP AND STREET SHALL BE MILLED 1 1/2" AND 1 1/2" HMA SURFACE SHALL BE PLACED IN MILL AREA.
2. THE PATCH SHALL EXTEND THE FULL WIDTH OF ANY LANE CUT AND A MINIMUM OF 25' IN LENGTH.

REPAIR OF CUTS WITHIN PAVEMENT LIMITS

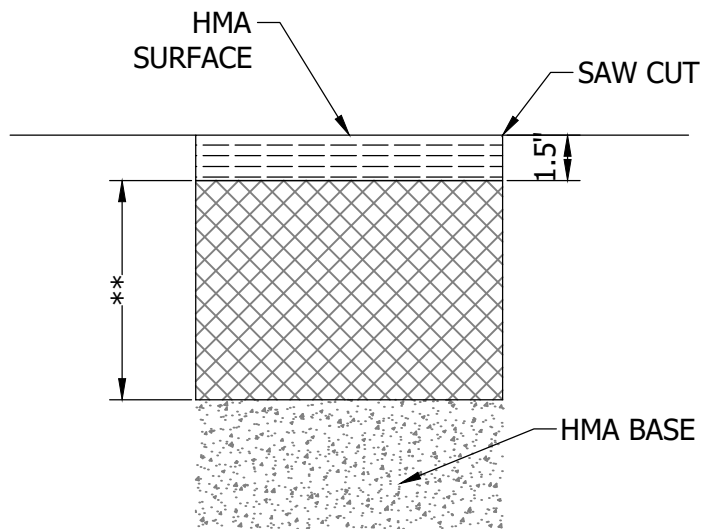


TOWN OF PITTSBORO STANDARD CONSTRUCTION DETAIL

DATE:
11/25/2020

SCALE:
NOT TO SCALE

DETAIL NO:
P-24

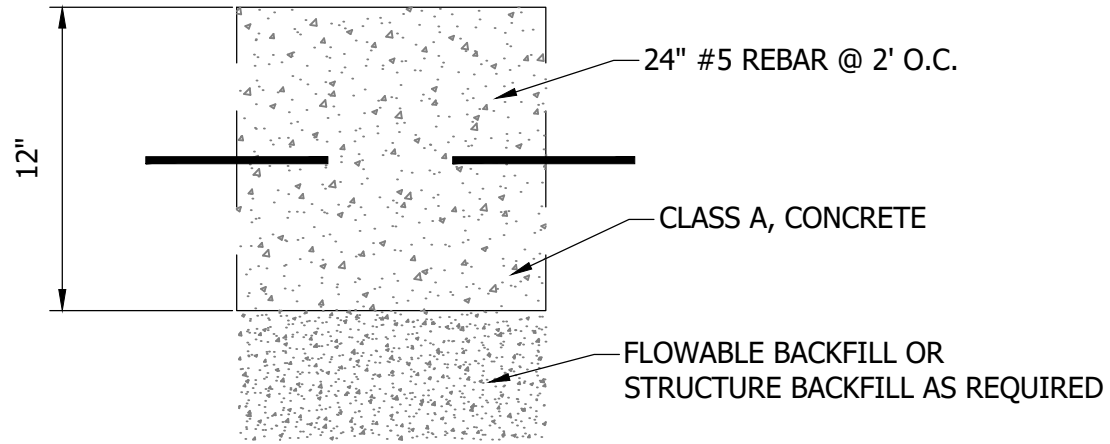


** ARTERIAL - 10"
 COLLECTOR - 8"
 LOCAL - 6"

BITUMINOUS PATCHING

NOTES:

1. A 1 1/2" MILL AND SURFACE OVER THE ENTIRE WIDTH OF THE STREET MAY BE REQUIRED.
2. IN CASES WHERE THE STREET IS SEVERELY DAMAGED, A 2" INTERMEDIATE COURSE MAY ALSO BE REQUIRED.



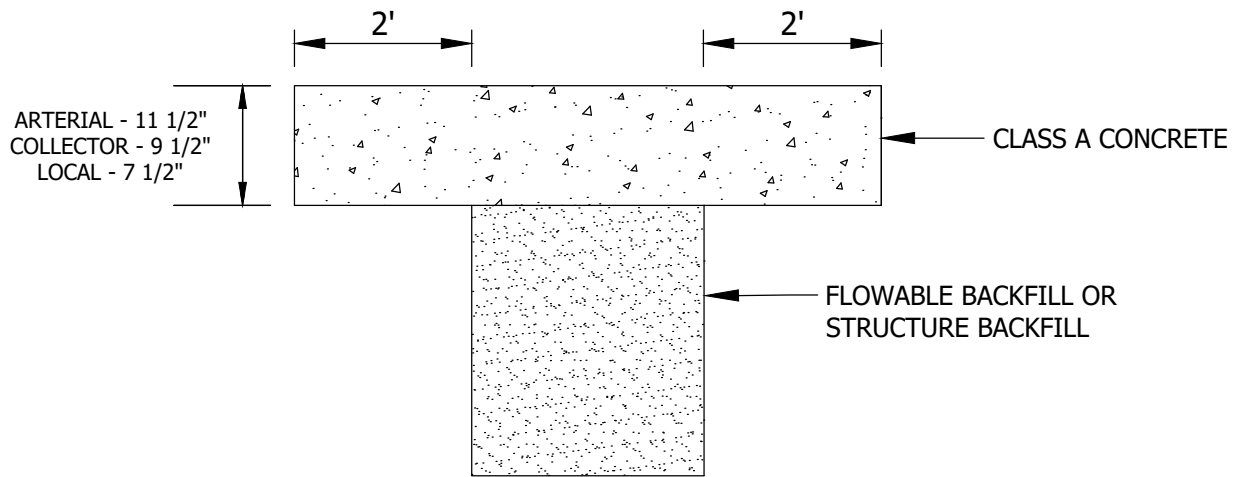
PORTLAND CEMENT CONCRETE PATCHING

REPAIR OF CUTS WITHIN PAVEMENT LIMITS



**TOWN OF PITTSBORO
 STANDARD CONSTRUCTION DETAIL**

DATE:	11/25/2020
SCALE:	NOT TO SCALE
DETAIL NO.:	P-25



TEMPORARY PATCH (FROM NOV. 30 - APRIL 1)

TEMPORARY PATCH

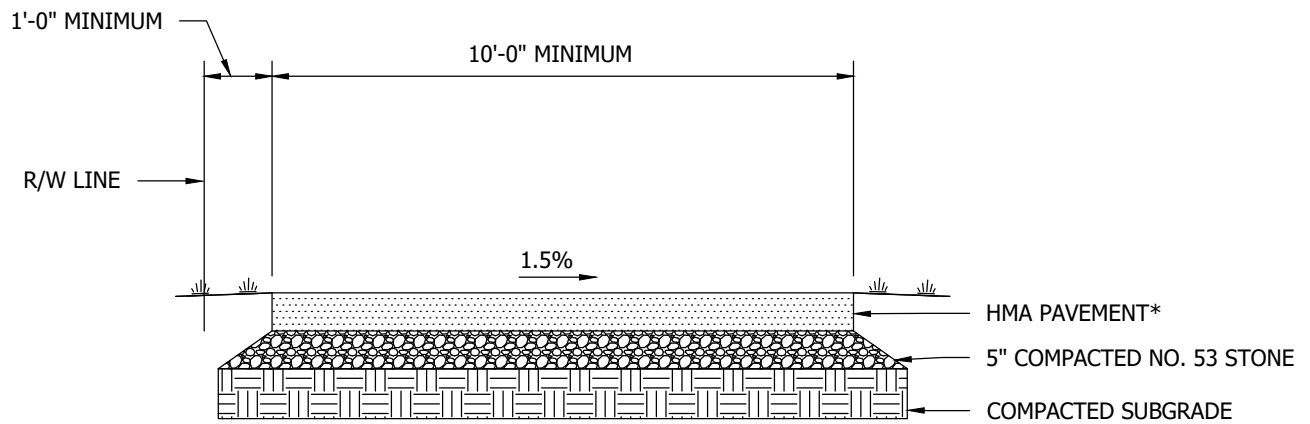


TOWN OF PITTSBORO STANDARD CONSTRUCTION DETAIL

DATE:
11/25/2020

SCALE:
NOT TO SCALE

DETAIL NO:
P-26



* 1" HMA SURFACE ,TYPE B
 2" HMA INTERMEDIATE, TYPE B
 3" HMA BASE, TYPE B

MULTI-USE PATH DETAIL



TOWN OF PITTSBORO STANDARD CONSTRUCTION DETAIL

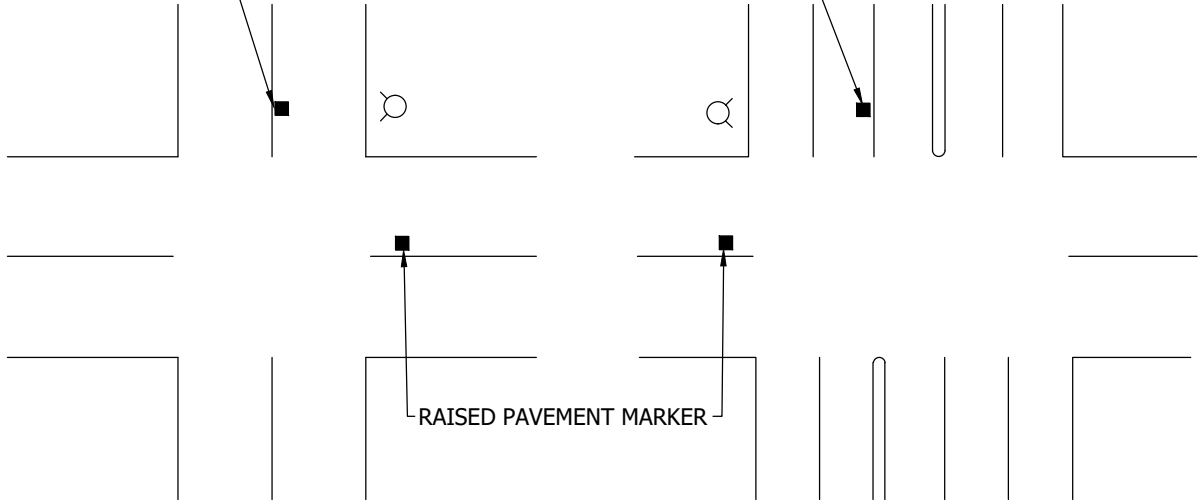
DATE:
 11/25/2020

SCALE:
 NOT TO SCALE

DETAIL NO:
P-27

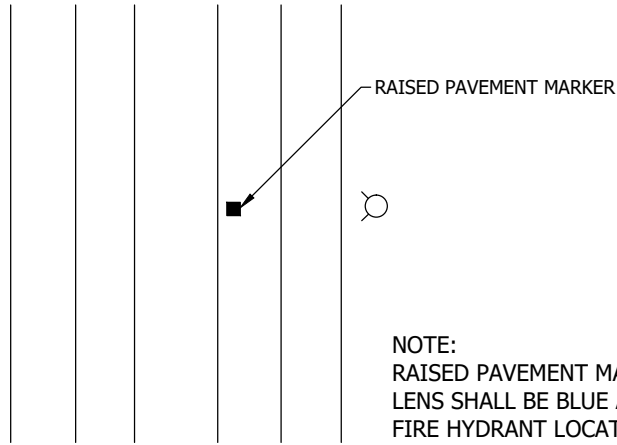
RAISED PAVEMENT MARKER

RAISED PAVEMENT MARKER



TWO-LANE STREET AT INTERSECTION

FOUR-LANE STREET WITH TURN LANE AT INTERSECTION



NOTE:
RAISED PAVEMENT MARKER
LENS SHALL BE BLUE AT ALL
FIRE HYDRANT LOCATIONS.

RAISED PAVEMENT MARKER LOCATIONS

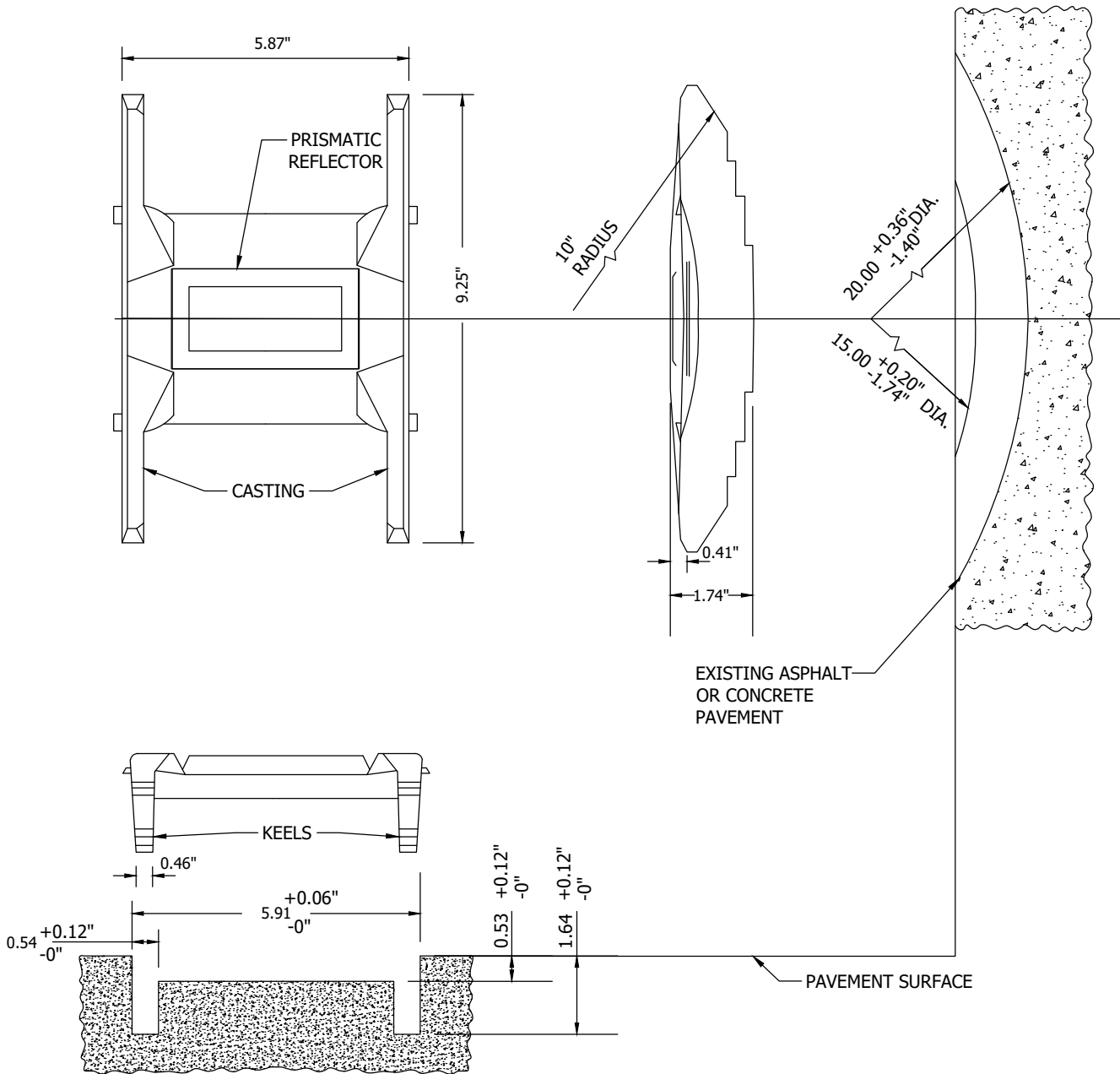


TOWN OF PITTSBORO STANDARD CONSTRUCTION DETAIL

DATE:
11/25/2020

SCALE:
NOT TO SCALE

DETAIL NO:
P-28



RAISED PAVEMENT MARKER TYPE 1

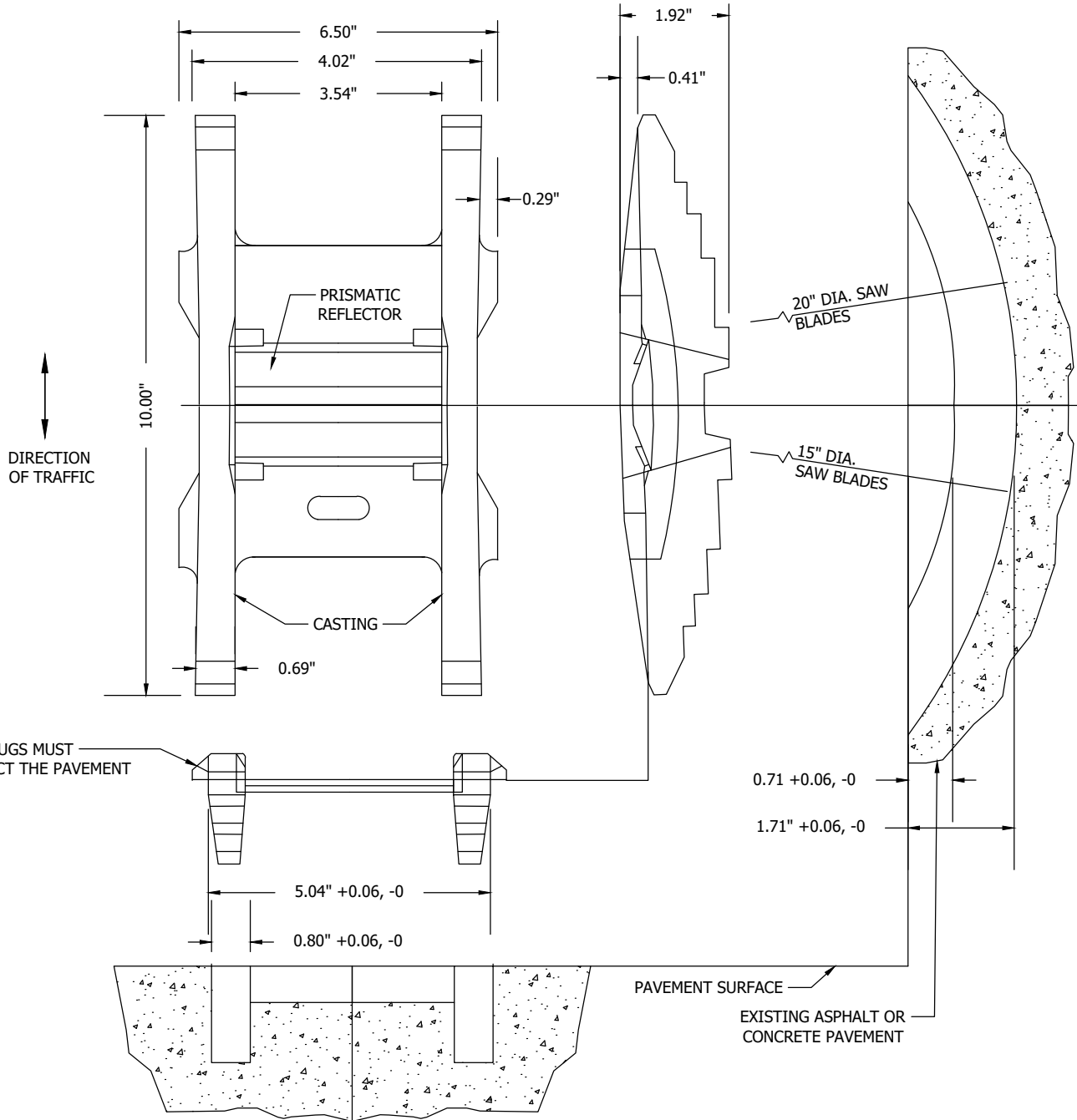


TOWN OF PITTSBORO STANDARD CONSTRUCTION DETAIL

DATE:
11/25/2020

SCALE:
NOT TO SCALE

DETAIL NO:
P-29



NOT TO SCALE

RAISED PAVEMENT MARKER TYPE 2



TOWN OF PITTSBORO STANDARD CONSTRUCTION DETAIL

DATE:	11/25/2020
SCALE:	NOT TO SCALE
DETAIL NO:	P-30